

# Solomon Tells of Jesus' Coming

Psalm 72:1-19



### Worship Theme:




Jesus does marvelous deeds.

### Weaving Faith Into Life:





Children will praise Jesus for the great things he has done and is doing in their lives.

Session Sequence	What Children Will Do	Supplies
<p><b>1</b> Let's Praise God! (up to 25 minutes)</p>	<p><b>Sing</b></p> <ul style="list-style-type: none"> <li>• "O Come, All Ye Faithful" (track 2)</li> <li>• "King Jesus Is All" (track 11)</li> <li>• "Come, Thou Long-Expected Jesus" (track 1)</li> <li>• "God So Loved the World" (John 3:16) (track 21)</li> <li>• "To God Be the Glory" (track 15)</li> <li>• "Wonderful" (Isaiah 9:6) (track 17)</li> <li>• "Silent Night" (track 3)</li> </ul>	<p><b>KidsOwn Worship Kit:</b> <i>Songs From FaithWeaver</i></p> <p><b>Classroom Supplies:</b> CD player, fabric, scissors, basket of markers, gift bag, party favors (1 per child)</p> 

## Preschool

Session Sequence	What Children Will Do	Supplies
<p><b>2</b> Let's Learn the Point! (up to 25 minutes)</p>	<p><b>* That's Marvelous!</b> Praise Jesus in marvelous ways, and hear the marvelous deeds Jesus will do.</p>	<p><b>Classroom Supplies:</b> Bible</p>
	<p><b>Marvelous Deeds</b> Make a glitter globe, and name some great deeds.</p>	<p><b>Classroom Supplies:</b> 1 jar with lid per child, 3 drops glycerin per child, glue, water, metallic confetti cutouts, glitter</p>
	<p><b>* Praise Noises</b> Make joyful noises to fill the earth.</p>	

Session Sequence	What Children Will Do	Supplies
<b>2</b> Let's Learn the Point! <i>(up to 25 minutes)</i>	<b>The King Is Coming</b> Illustrate statements from Psalm 72 that describe what Jesus will do when he comes.	<b>Classroom Supplies:</b> Bible, paper, scissors, markers, basket, poster board, 1 sheet of newsprint per group of 4
	<b>* Awesome and Amazing</b> Identify God's great deeds in their lives.	<b>Classroom Supplies:</b> 11 doughnuts, tray, 10 tea lights, 1 taper candle, lighter, knife, hand wipes
	<b>Praise Poems</b> Compose Christmas poems and songs.	<b>Classroom Supplies:</b> Paper, pens

Session Sequence	What Children Will Do	Supplies
<b>3</b> Let's Pray! <i>(up to 10 minutes)</i>	<b>The Offering</b> Give their offerings.	<b>KidsOwn Worship Kit:</b> <i>Songs From FaithWeaver:</i> "Love Each Other" (John 15:12) (track 9) <b>Classroom Supplies:</b> Offering bowls, CD player 
	<b>Prayers That Stick</b> Pray for each other.	<b>Classroom Supplies</b> 3 Christmas stickers per child
	<b>Jesus Is Marvelous</b> Use motions to worship Jesus for his marvelous deeds.	<b>KidsOwn Worship Kit:</b> <i>Songs From FaithWeaver:</i> "You Gave" (John 14:19b) (track 10) <b>Classroom Supplies:</b> CD player 

\* Starred activities can be used successfully with preschool and elementary children together. Customize your session to fit your needs. You can separate preschoolers and elementary children for Let's Learn the Point! Or, if you keep the children all together for the entire worship session, we suggest you choose from the starred activities.

# Solomon Tells of Jesus' Coming

## Psalm 72:1-19

Most people assume that David was the author of all of the biblical psalms. However, fewer than half the psalms in the Bible are attributed to David, and at least two—Psalms 72 and 127—are most often attributed to Solomon. Some believe that Psalm 72 was written *about* Solomon and not *by* him. It is true that some elements of the psalm could well describe Solomon, but many elements describe a king whose actions go far beyond Solomon's capabilities. The early church believed that this psalm was written as a prayer for a king to come in the line of David and Solomon: the Messiah, Jesus. That's the approach taken in today's lesson.

Some elements of the psalm do indeed describe Solomon. He judged righteously and with great wisdom, as illustrated in the story of the two women who claimed to be the mother of the same infant (1 Kings 3:16-28). He reigned over a prosperous kingdom, the wealthiest in Israel's history. He expanded the boundaries of the kingdom to encompass more territory than ever before. And he was sought by the queen of Sheba, who came to him bearing gifts.

However, much of this psalm points directly to the Messiah. Only Jesus' kingdom will truly extend to the ends of the earth (Psalm 72:8), and only to Jesus will all rulers eventually bow down (Psalm 72:11). There isn't a lot of biblical evidence that Solomon cared for the needy and afflicted (Psalm 72:12-14), but Jesus' life and ministry were characterized by such caring. And while the statement that all nations would be blessed through him (Psalm 72:17) could possibly refer to Solomon indirectly, it definitely refers to Jesus.

If Jesus is indeed the subject of Psalm 72, it is easy to answer the question, What does Jesus do? Jesus does amazing things for us! He takes care of the needy and their children, and he defeats oppressors (Psalm 72:4, 12-14). He lives forever, despite the fact that he died on the cross for us (Psalm 72:5). When he returns, Jesus will reign over the entire earth (Psalm 72:8). Surely he deserves from us the same kind of praise and honor that Solomon gave him in verses 18 and 19!

An explanation of Psalm 72:20 may be in order here. The book of Psalms was compiled over the course of many years. At one time, this verse likely concluded the psalms written by David. However, after that time other psalms were probably added before and after this verse, dislodging it from its original place.

### **Devotion for Leaders**

We've learned about many different facets of Jesus' life and ministry on earth. But let's never forget what Jesus has done for us. He is worthy of all our praise for that alone.

**Weaving Faith Into Your Life:** What's the first thing that comes to mind when you think about Jesus? What is Jesus to you? A teacher, a minister, a preacher, a martyr, a savior? Concentrate on the last one—savior. If you spent two minutes every morning meditating on how Jesus is your Savior, how could it change the course of your day? Try it and see!

## Why We Worship for Leaders

Today we worship Jesus because he does marvelous deeds. Every day, whether we see it or not, God works in amazing ways in our lives. Encourage children to look for the many ways God is at work in their lives and in the world. Lead them in expressing joy and thankfulness to the Creator, whose tender love, expressed in Jesus, is his greatest gift of all to us. There is no greater love than this.

## Easy Prep for Leaders

### Let's Praise God!

- Cut light-colored Christmas fabric into 1x8-inch strips for wristbands, one per child. Set the strips at the entrance next to a basket of dark-colored markers.
- Put four different types of inexpensive party-favor trinkets in a holiday gift bag so you have one item per child. (It's important to have only four kinds of items.)

**The King Is Coming**—Write Psalm 72:18-19 on a piece of poster board. Then write each of the following six statements on a separate strip of paper:

- Jesus will be king of the whole earth.
- Jesus will judge people's problems fairly.
- Everyone will have everything he or she needs.
- Jesus will help those who are hurt and needy.
- There will be no evil people.
- All nations will serve him and be blessed by him.

You'll need one strip for each group of four kids. If you have more than 24 children in your children's church, make more of each statement. Fold the strips, and put them in a basket or bowl.

**Preschool Activities**—Refer to the preschool pages for preparations.

## 1 Let's Praise God!

Play *Songs From FaithWeaver* as children arrive. Greet them by name, and say to each one, "Jesus does marvelous deeds!" Have volunteers give each child a fabric strip and a marker. Ask children to think of one great thing Jesus does and write it on the fabric strip. Pair older children with preschoolers to help with the writing. Have kids help each other tie the strips loosely around their wrists.

When everyone has arrived, begin worship.

**Say** **Greetings! Today is a great day because Jesus does marvelous deeds. Raise your wristbands high in the air. Those bands represent all kinds of good things God has done! Let's celebrate and be joyful and triumphant!**



For additional worship songs each week, check out the *Sing & Praise* DVD included with your KidsOwn Worship Kit!



### Worship Leader Tip

Find the lyrics of these songs in a PowerPoint presentation included on your *Songs From FaithWeaver* CD-ROM.

## Song Lyrics and Motions

To make the worship session go more smoothly, tear out the lyrics sheets in the back of this book and keep them in a separate folder. Each week, pull out only the sheets you'll need for the day's worship session.

Sing "O Come, All Ye Faithful."

Lyrics are in the back of this book.



**Say** Today we're praising Jesus because he does marvelous deeds.

**Ask**

- What does the word *marvelous* mean? (Really cool; great.)
- What are deeds? (Things we do; good deeds are ways to help people.)

**Say** *Marvelous* describes something we can marvel at—something that is great, amazing, or awesome. Deeds are what we do. Hold up your wristbands and show them to me again.

**Ask**

- What are some of the things you wrote on your wristbands? (Jesus loves me; Jesus died for our sins; Jesus helps us get to heaven.)

**Say** Jesus does so many marvelous things. Jesus has done miracles. Jesus loves every person in the world. Jesus died for everyone's sins. And Jesus lives inside our hearts. Jesus is marvelous! Let's sing about how much Jesus means to us.

Sing "King Jesus Is All."

Lyrics are in the back of this book.



**Say** Christmas is a time Christians all over the world celebrate the birth of our Savior. Before Jesus was born, people waited for Jesus for hundreds of years. Let's sing about that.

Sing "Come, Thou Long-Expected Jesus."

Lyrics are in the back of this book.



**Say** Jesus' birth was part of God's plan. God loved us so much that he sent his Son to love us and save us from our sins. Let's thank God for his love.

Sing "God So Loved the World" (John 3:16).

Lyrics are in the back of this book.



**Say** Jesus does marvelous things. Probably the easiest place to see Jesus' great deeds is in his creation. Think of your favorite thing in creation. It might be a favorite animal, a special place such as the mountains or ocean, or a favorite season or type of weather. When I count to three, shout out that marvelous deed. One, two, three! Wait while kids shout.

Jesus' glory is seen everywhere in creation. Let's worship him for that.

Sing "To God Be the Glory."

Lyrics are in the back of this book.



**Say** Let's sing another song to worship and praise Jesus because Jesus is wonderful.

Sing “Wonderful” (Isaiah 9:6).

Lyrics are in the back of this book.



Show kids the gift bag you prepared before the session.

**Say** I brought a special gift today. Many people exchange gifts at this time of year.

**Ask** • What do gifts have to do with Jesus and Christmas? (Jesus is a gift to us; the wise men brought gifts to Jesus.)

**Say** God gave us the best gift of all—his Son, Jesus. Jesus gave us his best gift, which is forgiveness and eternal life. When we give someone a gift, we can think about the gift God gave us.

Did you know that no matter how many—or how few—gifts you get this Christmas, God is giving you the biggest and best gift ever? And no one is ever left out! We’re all rich! And it’s all because Jesus was willing to come to earth as a tiny baby and become our friend and Savior. I brought this gift for us today to remind us of God’s great gift.

Let’s worship God for this marvelous deed—that he gave us Jesus.

Sing “Silent Night.”

Lyrics are in the back of this book.



**Say** Jesus is an awesome God. He came as a little baby, and now he reigns as King of heaven and earth. Before we go to our next activity, I have a small gift for you. Come to me, reach into the gift bag, and pull out a surprise. Then take the surprise back to your seat until everyone has one. We’ll use the surprises for our closing prayer. Have children come to take a gift from the bag.

**These little gifts are just a reminder that Jesus does marvelous deeds and that he gives us good gifts. To end our worship today, let’s use the gifts to thank God for being so marvelous.**

Each child should have one of the four different types of trinkets. Ask all the children with one type of trinket to stand. Have several volunteers in the group thank God for something specific, such as marvelous things in creation.

After a few volunteers have prayed, have the standing children sit, and ask all the kids who have another item to stand and give thanks for another aspect of Jesus’ marvelous deeds. Repeat for each of the four different types of trinkets.

### **Worship Leader Tip**

If your children’s church is large, put half the trinkets in another gift bag. You’ll save time by having two lines of children picking up gifts.

## 2 Let's Learn the Point!

### Preschool Activities, pages 13-14

At this time, have the preschool leader invite the preschoolers to go to their own room for this section of activities. Tear out the Preschool Activities page, and give it to the preschool leader. Have the preschool leader bring the preschoolers back to participate in Let's Pray! with the older children. If you prefer to keep all the children together, do the starred (\*) activities. They will work well with both elementary and preschool children.

### Skits and Puppets

In the KidsOwn Worship Kit, you'll find a collection of skits titled "KidsOwn Worship Skits." The skits are designed to be used with Theophilus the FaithRetriever puppet during the preschool activities. You can purchase a Theo puppet by visiting [group.com](http://group.com).

### Elementary Activities

#### The King Is Coming

Have kids form at least six groups of no more than four children each. Give each group a piece of newsprint and some markers. Open the Bible to Psalm 72:1-19, and show the page to the children.

**Say** God is so good to us, especially because he sent us Jesus! Psalm 72 tells about all the marvelous things that will happen when Jesus comes to earth again. These verses are difficult to understand, so I've written some of the things they say on these strips of paper. Hold up the basket of folded strips.

**Each group will draw one strip. Read the strip with your group, and then decide together on one word that represents the statement. Write that word in the center of your paper. Then decorate the paper with pictures that illustrate what you wrote. If you can't think of anything to draw, you can draw pictures of other good deeds God has done. Be sure everyone in your group draws something.**

Have each group take a strip. Give groups several minutes to discuss and prepare their pictures. Circulate among the groups, and help them as needed. Then have groups take turns showing their pictures and explaining why they chose the word they did.

- Ask**
- **How can we see some of these things happening today?** (People who follow Jesus help others; people tell others about Jesus and how to follow Jesus.)
  - **How has Jesus helped you or someone you know in these ways?** (Jesus helped my grandma get better; Jesus helped me not to fight with my brother.)
  - **How does knowing that Jesus is going to come again make you feel?** (Happy; not so worried about things.)

Show the poster of Psalm 72:18-19, and lead the children in reading it aloud together.

(continued on page 15)



# Solomon Tells of Jesus' Coming

Psalm 72:1-19

## Worship Theme:



Jesus does marvelous deeds.

## Easy Prep for Leaders

**Marvelous Deeds**—Gather a small, empty glass jar with a lid for each child, water, glycerin (sold at most pharmacies), glue or tape, glitter, and a variety of metallic confetti cutouts, such as snowflakes, snowmen, or Christmas trees.

## Using Theo

Consider using Theophilus the FaithRetriever puppet today in these ways:

- Have Theo lead the preschoolers from the main worship area to the preschool room.
- Have Theo name Jesus' marvelous deeds for the "That's Marvelous!" activity.
- See the KidsOwn Worship Kit for a puppet skit written for today's worship session.



## \* That's Marvelous!

**Say** The Bible tells us about the marvelous things Jesus will do when he comes back to earth someday. *Marvelous* is a very grown-up word. Can you say it with me? **Marvelous!** It means "great and awesome and amazing." Let's think up some marvelous ways to use our bodies to praise Jesus.

Help the kids brainstorm about active and "marvelous" ways to praise God, such as doing somersaults, twirling, jumping, and spinning. Encourage and praise their creativity.

**Say** Those are marvelous ways to praise God! Now use the marvelous body God made for you and sit on the floor. Now close the marvelous mouth that God made for you and listen to the marvelous quiet. Pause until everyone is quiet.

Open your Bible to Psalm 72, and show it to the children.

**Say** The Bible tells us what it will be like when Jesus comes.

Mention each of the following, starting in a whisper and slowly getting louder. After each statement, have children say, "That's marvelous!"

- Jesus will stop all fighting and meanness.
- Everyone will have enough to eat.
- Everyone will worship him.
- Everyone will have good things.
- Jesus will rule the earth forever!



## Marvelous Deeds

Give each child a jar and lid. Set the confetti and glitter on a table.

**Say** Jesus does marvelous deeds all the time. We just heard some of the things he'll do when he comes back to earth. Let's discover some other marvelous things he does. We'll count them.

### Preschool Leader Tip

Use a muffin tin or small bowls to keep the confetti types sorted.

After children follow each of the instructions, have them choose that number of confetti pieces and put them in their jars.

- Name one marvelous Bible story you like to hear.
- Name two amazing numbers that God made.
- Name three great songs you like to sing.
- Name four wonderful animals in God's world.
- Name five marvelous foods you like to eat.

Fill each jar almost to the top with water and add a few drops of glycerin. The glycerin causes the confetti to fall more slowly. Then have each child say, "Jesus, you are marvelous," and sprinkle glitter into the water. Put a bit of glue on the inside edge of the lids before screwing them on tightly, or tape the lids around the outside edge.

When everyone's globe is finished, choose one of the songs the children named to sing together.

## \* Praise Noises

Have children form a circle and sit down.

**Say** We've named lots of marvelous deeds that Jesus does and we've praised him with our bodies. There's a verse in Psalm 72 that tells us to praise God for his marvelous deeds: "Praise be to his glorious name forever; may the whole earth be filled with his glory" (Psalm 72:19). Let's praise God one more time for his marvelous deeds. We'll pretend this room is the earth, and we'll fill it with his glory!

Help kids think of "praise noises," such as clapping, whistling, shouting, humming, singing, and stomping. Have each child choose one noise to make, making sure there's a variety of sounds.

**Say** When I point to you, make your praise noise, then stop. We'll go around the circle until everyone has praised God with a noise. When we get back to the first person, we'll go around

again, only faster. Then faster! Let's see if we can fill the room with praises.

Begin the activity, and point faster each time around the circle until everyone is shouting at once.

**Say** Those were great praises! It sounded like all the earth was filled with God's glory! We've praised Jesus for his marvelous deeds in lots of ways today. We can keep praising him—because he's always doing marvelous deeds!

### Preschool Leader Tip

If you do this activity with elementary children, have everyone make a noise the first time around. Then have the older children add words and then motions to their noises.

(continued from page 12)

## \* *Awesome and Amazing*

Arrange 11 doughnuts on a tray or platter. Set a small candle, such as a tea light, over the hole in each of 10 doughnuts, and set a taper candle in the eleventh doughnut. Have a lighter and a knife nearby but away from the children. Set the tray of doughnuts and candles on a table where everyone can see it.

**Say** **Jesus does marvelous deeds all the time. He does amazing things. He heals people and forgives sins. Jesus also does everyday things—things we’re so used to seeing that we forget that they’re gifts from him. Let’s name some more marvelous things Jesus does. After each one, I’ll light a candle to show our thanks to Jesus.**

After each of the directions below, light one of the tea-light candles until all 10 are lit.

- **Name one marvelous toy or favorite thing you own.**
- **Name two amazing Bible stories you love to hear.**
- **Name three great songs about Jesus that you like to sing.**
- **Name four awesome colors in Jesus’ world.**
- **Name five great places that Jesus created.**
- **Name six amazing things in creation that Jesus made.**
- **Name seven marvelous people Jesus made.**
- **Name eight great foods you love to eat.**
- **Name nine awesome animals Jesus made.**
- **Name 10 marvelous miracles Jesus has done.**

If children need help with the miracles, tell them they could be from Bible stories or from their own lives.

**Say** **The greatest deed of all was that Jesus came to earth to live a perfect life and die for our sins. That deed will seem even more marvelous when Jesus comes again to take us to heaven. Light the taper candle.**

Choose one of the songs the children named to sing together. Then blow out the candles, cut the doughnuts into smaller pieces, and pass them out for everyone to eat.

## *Praise Poems*

Have kids form pairs, and give each pair paper and a pen.

**Say** **Psalm 72 was written to praise God for his marvelous deeds. At Christmastime, we sing carols to praise God for the birth of Jesus. Poetry and songs are two ways to worship God. Let’s make up our own Christmas carols or poems to honor Jesus today.**

### **Worship Leader Tip**

Bring in doughnut holes for extra treats if your group is large.

### **ALLERGY ALERT**



Be aware that some children have food allergies that can be dangerous. Know your children, and consult with parents about allergies their children may have. Also be sure to read food labels carefully as hidden ingredients can cause allergy-related problems.

Think of all the great deeds you've heard today. Then work with your partner to make up a new poem or song to praise Jesus. You could make up new words for a Christmas carol or a nursery rhyme, or you can make up your own song or poem. Here's an example of using new words for a familiar Christmas carol:

Deck the world

With marvelous deeds.

Fa-la-la-la-la, la-la-la-la.

God gives us

The things we need.

Fa-la-la-la-la, la-la-la-la.

Explain to kids that they only need to write one verse or stanza, not an entire song. After about five minutes, encourage pairs to teach the rest of the group the praise song or poem.



### 3

## Let's Pray!

### The Offering

**Say** Psalm 72 says a lot about how God helps the needy. It says he defends us, helps our children, takes pity on us, delivers us from our pain, and rescues us from violence. God wants to use us to help each other. When we help others, we're helping God perform his marvelous deeds. As we take the offering, ask God to help you help others this week.

Sing "Love Each Other" (John 15:12) while you take the offering.



Track 9

Lyrics are in the back of this book.

## Prayers That Stick

Hand out three Christmas-theme stickers to each child.

**Say** Prayer is one of the best ways to help God's marvelous deeds be accomplished. When we pray for others, God hears, and he answers. So let's ask God to do marvelous deeds for each other today.

Let's say some sticky prayers. First, think about something you want or need God to do in your life. Silently pray now and ask God to do that thing. (Pause.)

Now put a sticker on your hand or arm to show you've prayed for yourself.

Now look for one person you know. Silently ask God to help that person know God better. (Pause.)

**Now go to that person, and put one of your stickers on him or her. It's OK if someone gets more than one sticker. (Pause.)**

**Now look for someone who doesn't have at least two stickers. Pray silently that Jesus will do marvelous deeds for him or her this week. (Pause.) Now put a sticker on that person.**

Some children will have more stickers than others. Just make sure to continue until everyone has at least two stickers. If someone seems to be left out, direct several children to pray for him or her, and then add a sticker. Collect any remaining stickers.

**Say** Jesus heard your prayers, and they'll stick with him! That means you can count on him to do marvelous things in your life.

## *Jesus Is Marvelous*

**Say** Jesus does marvelous deeds. He did them throughout history, he's doing them today, and he'll do them tomorrow. They are fresh every day, and he does them because he loves you. Let's say a rhyming verse about Jesus' great deeds. Repeat after me.

**I will tell of**

**Jesus' great deeds.**

**His wonderful love**

**Is a gift for me.**

Have kids briefly work with one or two friends to make up motions for the rhyme. Then ask a few groups to demonstrate them for everyone.

**Say** That's what it's all about—Jesus' love. Jesus' great deeds are for you and for me because he loves us so much. Let's tell Jesus how much he means to us. We'll use a song as a prayer, but instead of singing the song, let's do the motions with our hands. Listen to the words, and tell God silently how you feel.

Play "You Gave" (John 14:19b).

Motions are in the back of this book.

Lead children in the motions, but let them listen to the words on the CD.

**Pray** Jesus, we love you. Thank you for giving so much to us. All your deeds are marvelous! We worship you for that, Jesus. Most of all, we thank you for your love—for coming to earth for us as our Savior. We look forward to your coming again, and we welcome you. In your name, amen.

