



Jesus Feeds Thousands

John 6:1-15

Third- and fourth-graders have a keen sense of what they want—sometimes so much so that they believe they *need* those things that are really wants. They also probably know their basic needs for food, shelter, and safety. Many assume that their parents (or others) will provide for those needs, which is true to a point. Use this lesson to help kids understand that ultimately, God meets their needs and helps them know the difference between needs and wants.



► **Bible Point**
God meets our needs.
.....


Key Verse
“And my God will meet all your needs according to his glorious riches in Christ Jesus” (Philippians 4:19).
.....

Weaving Faith Into Life
Kids will learn that God provides.
.....

LESSON	WHAT CHILDREN DO	SUPPLIES	EASY PREP
1 Getting Started	“I Need” Relay <i>(about 15 min.)</i> Run a needs relay, draw true needs, and discuss who provides for their needs.	paper, markers, table, 2 each of the following: Bibles, sweatshirts, staplers, plates, tissues, pens, napkins, toothbrushes, highlighters, cups	Jumble the 20 items on a table at the far end of your room.
2 Bible Exploration	A Lot From a Little <i>(about 20 min.)</i> Pretend to be hungry, make baskets, and see how a little becomes a lot.	Bibles, Bible Truth Sleuth, CD player, paper, pens, scissors, tape, unpopped popcorn kernels, bags of popped popcorn, basket, copies of the lyrics page (at the end of this lesson) Teacher Pack: CD	Tear out the Lesson 2 pages from each Bible Truth Sleuth student book.





LESSON	WHAT CHILDREN DO	SUPPLIES	EASY PREP
<p>3 Weaving Faith Into Life</p>	<p>My Needs Met <i>(about 15 min.)</i> Play a game to share how God has met their needs.</p>	<p>1 penny per child Teacher Pack: “Jesus Can” game board</p> 	
	<p>I Can Provide <i>(about 10 min.)</i> Learn from examples how they can meet needs for God.</p>	<p>scissors, 1 copy of the “God’s Hands” handout (at the end of this lesson)</p>	<p>Cut the “God’s Hands” handout along the lines as indicated.</p>
<p>4 Lasting Impressions</p>	<p>Daily Challenges <i>(about 5 min.)</i> Commit to showing others they can count on God to meet their needs.</p>	<p>Bible Truth Sleuth, pens, paper, baskets from the “A Lot From a Little” activity</p>	
	<p>Weaving Faith at Home <i>(about 2 min.)</i> Talk about how to share what they learned with their families.</p>		





“I Need” Relay Supplies

paper
markers
table
2 each of the following:
Bibles, sweatshirts,
staplers, plates,
tissues, pens, napkins,
toothbrushes,
highlighters, cups

“I Need” Relay Easy Prep

Jumble the 20 items on
a table at the far end of
your room.

1 GETTING STARTED

“I Need” Relay

What You’ll Do ■■■■■■

Welcome kids warmly as they arrive, and ask them how their week went.

Say: **We’re going to talk today about needs, so let’s start by thinking about the things we need for different situations. To make it more interesting, I’ve placed some items on this table.** Point to the items. **Now let’s go to the other side of the room.**

Move to the other side of the room, and divide kids into two groups. Try to balance teams so kids are evenly matched in athletic ability.

Say: **This is the “I Need” Relay. I’ll shout out a clue about a need that I have. Your team will figure out the item I need and have one person run over to the table, get it, and bring it to me. Ready? Let’s go.**

Here are the clues to shout out:

- I need something to fasten two papers together!** (stapler)
- I need something to put my water in!** (cup)
- I’m cold! I need something to warm me up!** (sweatshirt)
- I need a word from God!** (Bible)
- I’m hungry! I need something to put my breakfast on!** (plate)
- I think I’m going to cry!** (tissue)
- I need to write a note to my best friend!** (pen)
- I finished my breakfast! I need to wipe my mouth!** (napkin)
- I had onions in my breakfast! I need to make my breath bearable!** (toothbrush)
- I need to mark something important in my Bible!** (highlighter)

At the end of the relay, thank everyone for their participation, and then gather together.

Give each child a piece of paper and a marker. Have kids draw the outline of a person. On and around the outlines of the people, ask kids to draw items that meet their needs—clothing, shelter, and food, for example.


Talk With Kids ■■■■

Lead kids in this discussion.

Ask:

- **How did our relay reflect wants? true needs?**
- **How can you tell what kind of needs people have?**
- **What kinds of needs did you draw on your paper?**





- How do you know those needs will be met for you?
- How have you experienced God meeting a need for you?

Say: Depending on our situations, many of us feel as if we really *need* certain items. But when we think about what people truly need, we realize that a lot of things we think we need are actually just things we want. ► **GOD MEETS OUR NEEDS.** Let's learn what Jesus did to provide for a huge group of people with big needs.



2 BIBLE EXPLORATION

A Lot From a Little

What You'll Do ■■■■■■

Say: **In our Bible passage for today, Jesus met a huge need by feeding more than 5,000 people. To think about our passage, let's go on a walk. We'll pretend we're the people who went to see Jesus.**

Have kids stand up, find a partner, form a line of partners, and play Follow the Leader. Ask the first pair in line to act as if they had been walking for a long, long time. Explain that by the time they reached Jesus, the people were probably tired, hungry, and thirsty. Kids can clutch their stomachs, take shuffling steps, growl the way stomachs growl, fall over, and whine about being hungry. Allow several different pairs to take turns as the leaders.

After a few minutes, take the place of the leaders, and lead kids back to their seats. Partners will sit together.

Say: **While we don't know exactly how the people felt in our passage, the Bible paints a picture of desperate need that the disciples began to grow increasingly worried about.**

Hand out Bibles, paper, and pens. With their partners, have kids open their Bibles to John 6:1-7. Say: **We're going to read a passage where a lot of people were in need. As you read John 6:1-7, make a list of all the needs you see. Whenever you find a need, pause and jot it down on the left side of your paper.** After a couple of minutes, ask for willing kids to share what they wrote down.

Explain that kids will make empty baskets to represent the needs of all the people in the Bible passage. Have kids turn to the "Pass the Basket" activity on their Bible Truth Sleuth pages. Distribute scissors, and have kids cut out the square shape. Point out that the Key Verse is in the center.

Have kids fold two opposite corners of the square to meet in the middle, crease the folds, and then unfold. Then have kids fold the other two opposite corners of the square

A Lot From a Little Supplies


- Bibles
- Bible Truth Sleuth
- CD player
- paper
- pens
- scissors
- tape
- unpopped popcorn
- kernels
- bags of popped popcorn
- basket
- copies of the lyrics page (at the end of this lesson)
- Teacher Pack**
- CD: "Do Not Be Anxious About Anything" (Philippians 4:6-7) (track 21)

! ALLERGY ■ ALERT


A Lot From a Little Easy Prep

Tear out the Lesson 2 pages from each Bible Truth Sleuth student book.

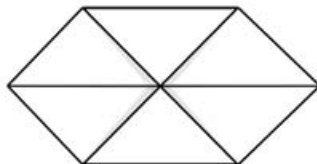




to meet in the middle, crease the folds, and then unfold. Then have kids fold in the four corners of the square so the four points meet.

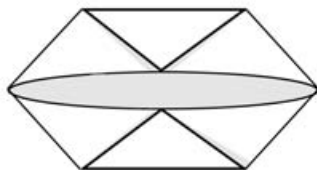


Next, have kids fold the new four corners of the square so those four points meet in the center. Then have kids fold two opposite triangles out.



Have kids lift the two edges of paper that are running down the middle of the paper to form two sides of the basket. Finally, have kids tape these sides up.

Have kids write their names on their baskets.



Then have partners open their Bibles to John 6:8-15. Ask pairs to read the passage and make a list next to their needs list of ways that the needs of the people were met. After a couple of minutes, ask for willing kids to share what they see happening in the Bible passage with Jesus, Andrew, the boy with the food, the disciples, and the crowds.

Say: **God provided for those people's needs by making a huge meal from a boy's small lunch. Your basket represents what the boy brought that day that Jesus turned into food for all. Let's see what it's like to get a lot from a little.**

Place some unpopped popcorn kernels in a basket, and pass around the basket. Ask kids if it looks as if those few kernels of popcorn will feed the whole group. When everyone has seen the popcorn, pray as Jesus did to bless the food. Then hold up bags of popped popcorn, and have kids pass the popcorn around and fill their baskets. Let the kids enjoy their popcorn.






Say: **The disciples learned a lot that day about how ► GOD MEETS OUR NEEDS. But they also learned to not be anxious about anything. Our Key Verse for today is “And my God will meet all your needs according to his glorious riches in Christ Jesus” (Philippians 4:19). Ask kids to repeat the Key Verse with you a few times.**



Say: **Let’s sing a song to thank God for sending Jesus to show us how we can trust him with our worries and how he will meet our needs.**

Pass out copies of the lyrics, and play “Do Not Be Anxious About Anything” (Philippians 4:6-7) (track 21 on the CD). After they listen once, have kids sing along.

 **Yeah, yeah, yeah, yeah, yeah, yeah, aah.**

**Do not be anxious about anything,
But in everything, by prayer and petition,
With thanksgiving,
Present your requests to God.
Yeah, yeah, yeah, yeah, yeah, yeah, aah.**

**And the peace of God, (*peace of God*)
Which transcends all understanding, (*transcends all understanding*)
Will guard your hearts (*guard your hearts*)
And your minds in Christ Jesus. (*minds in Christ Jesus*)**

**Do not be anxious about anything,
But in everything, by prayer and petition,
With thanksgiving,
Present your requests to God.
Yeah, yeah, yeah, yeah, yeah, yeah, aah.**

**And the peace of God, (*peace of God*)
Which transcends all understanding, (*transcends all understanding*)
Will guard your hearts (*guard your hearts*)
And your minds in Christ Jesus. (*minds in Christ Jesus*)**

**Do not be anxious about anything,
But in everything, by prayer and petition,
With thanksgiving,
Present your requests to God.
Yeah, yeah.**

**Do not be anxious about anything,
But in everything, by prayer and petition,
With thanksgiving,
Present your requests to God.
Yeah, yeah, yeah, yeah, yeah, yeah, aah.**

“Do Not Be Anxious About Anything” (Philippians 4:6-7) by Jay Stocker. © 2007 Group Publishing, Inc. All rights reserved.





Talk With Kids

Lead kids in this discussion.

Ask:

- What was it like to see a small snack turn into a big one?
- How is our popcorn like the boy's lunch? How is it different?
- What can you learn about Jesus from this Bible passage?
- In what ways can we remember to rely on God when we're in need?

Say: Unlike our popcorn snack, the feast for the people listening to Jesus was a miracle. And ► **GOD MEETS OUR NEEDS** with miracles—the miracles that are part of God's creation. God gives us clean water to drink, food to eat, and technology to make everything work. Although God helps us in different ways and at different times, we can count on God to help us—always.

3 WEAVING FAITH INTO LIFE

My Needs Met

What You'll Do

Say: Let's play a game to help us think about how many times God has personally met our needs.

Set out the "Jesus Can" game board, and give a penny to each child. Explain that each child will take turns dropping his or her penny from above the board and then count how many squares away he or she is from the center. Tell kids that for each square, they'll name one way God has met a need in their lives. (If the coin lands outside a square, have the child re-drop the coin.) Encourage kids to give suggestions if someone has trouble thinking of things.

To get kids thinking about needs God has met in their lives, you might want to toss a penny onto the board at the beginning of the game and share how God has provided for you. Your example will encourage kids to share.

After each person tosses a penny and takes a turn, have the entire group repeat the Key Verse together: "And my God will meet all your needs according to his glorious riches in Christ Jesus" (Philippians 4:19).

As kids play, help them to think of God's natural provisions, such as sunlight and rain, as well as personal provisions, such as help in a time of trouble or a friend to lean on. If you have time, play another round of the game. After the game, gather everyone's attention.

My Needs Met Supplies

1 penny per child
Teacher Pack
"Jesus Can" game
board



Talk With Kids

Lead kids in this discussion.

Ask:

- **What was it like to focus on so many different ways God meets our needs? Explain whether you were surprised to hear so many different answers.**
- **What do you think are the “glorious riches in Christ Jesus” in our Key Verse?**
- **What are positive ways we can respond to God for meeting our needs?**

Say: **Though God helps us in different ways and at different times, ► GOD MEETS OUR NEEDS—always. We heard many ways God has met needs in our group and for people in the Bible today, fulfilling the promises in our Key Verse. Let’s look at how we can respond to God’s generosity toward us.**

I Can Provide

What You’ll Do

Say: **I can think of a very special way God meets people’s needs. God can meet needs by using you and me. Let’s learn about some ways people have acted as “God’s hands” by reaching out with love to others and meeting other people’s needs.**

Have kids form three groups, and give each group a section of the “God’s Hands” handout. Ask groups to name the need or the needs the people are meeting. Give kids a few minutes to discuss, and then ask each group to share what they’ve learned about God meeting needs through the people in the handouts. The contents of the handout are printed here for your convenience:

1. Despite suffering from something called complex regional pain syndrome, Mackenzie spends her days collecting and donating books to homeless shelters. Mackenzie, who lives in Georgia, has donated more than 38,000 books to homeless shelters across the United States. To get the books, Mackenzie goes to garage sales on weekends and asks for books that don’t sell. She and her younger brothers then sort the books into age ranges and find homeless shelters in need of books.
2. Eleven-year-old Wesley of Ontario, Canada, camped out in the cold for 24 hours during a March school break. His father shared the cold, wet adventure. Wesley’s goal was to raise \$2,400 and awareness for the conditions in Attawapiskat, Ontario—a First Nation Reserve on James Bay. In fact, Wesley raised over \$3,500! The Attawapiskat reserve is far to the north and can get very cold. The people who live there are very poor, and many are homeless. Wesley has committed to making his campout an annual event. He and his father have also come up with other ways to raise both funds and awareness.
3. Jonathan’s church in West Virginia does mission work in Peru each summer. Jonathan was too young to go on the mission trip, so he found another way to help the people of Peru. He and his mother created and sold a cookbook titled *H.U.G.S.* (Help Us Give



I Can Provide Supplies

- scissors
1 copy of the “God’s Hands” handout (at the end of this lesson)

I Can Provide Easy Prep

Cut the “God’s Hands” handout along the lines as indicated.





Support). Jonathan and his mom contacted celebrities, politicians, and other well-known people and asked them to submit recipes. Many of the people they contacted did send recipes. The cookbook, which sells for \$15, contains more than 100 recipes and has raised more than \$3,000 to help Jonathan’s church help the people in Peru.

Talk With Kids ■■■■

Lead kids in this discussion.

Ask:

- How do these people show us that God meets our needs?
- Tell about someone who has helped show you that God meets our needs.
- How have you helped other people in the past?
- How can God use you to meet someone else’s needs this week?

Say: **Jesus fed thousands of people on that day long ago. It truly was a miracle. The great news is that the miracle keeps going in people like the ones we just learned about. ► GOD MEETS OUR NEEDS. We may not get everything we want, but God always provides for our needs. And guess what? God will use you to help meet other people’s needs, too.**

4 LASTING
IMPRESSIONS

Daily Challenges

**Daily Challenges
Supplies**

Bible Truth Sleuth
pens
paper
baskets from the “A Lot
From a Little” activity

What You’ll Do ■■■■

Say: **Let’s think about how ► GOD MEETS OUR NEEDS this week.**

Have kids form pairs and discuss one thing they can do in the coming week to show others they can count on God to meet their needs. Distribute pens and paper, and ask kids to write their commitments, put them in their baskets, and take them home as reminders. This will be their Daily Challenge for the week.

Make sure you make a commitment also and share it with the kids. Kids will be more inclined to follow through on their commitments when they see you doing the same.

Talk With Kids ■■■■

Ask:

- **What’s a practical way you’re going to do your Daily Challenge? Share a time, a place, or other ideas.** Allow time.

Say: **When Jesus fed thousands, the disciples learned that when they trusted in God with what they had, God multiplied those resources. ► GOD MEETS OUR NEEDS, too. Let’s show that we trust God to meet our needs by following through with our commitment this week.**





Weaving Faith at Home

Encourage kids to talk with their parents about the commitment they made to doing something to show others that they can count on God to meet their needs and what they learned about how God meets needs. Kids can also do the activities in the “HomeConnect” section of their Bible Truth Sleuth pages with their families. (They’ll need to unfold their baskets to see some family activities.)

Talk to your Director about emailing the FREE FamilyConnect to all your church’s families. Available at group.com/digital.

Close in prayer. Thank God for giving us so many things and people to meet our needs, and ask for help showing others that they can count on God.





Lyrics ■■■■

Do Not Be Anxious About Anything

(Philippians 4:6-7)

Yeah, yeah, yeah, yeah, yeah, yeah, aah.

**Do not be anxious about anything,
But in everything, by prayer and petition,
With thanksgiving,
Present your requests to God.
Yeah, yeah, yeah, yeah, yeah, yeah, aah.**

**And the peace of God, (*peace of God*)
Which transcends all understanding, (*transcends all understanding*)
Will guard your hearts (*guard your hearts*)
And your minds in Christ Jesus. (*minds in Christ Jesus*)**

**Do not be anxious about anything,
But in everything, by prayer and petition,
With thanksgiving,
Present your requests to God.
Yeah, yeah, yeah, yeah, yeah, yeah, aah.**

**And the peace of God, (*peace of God*),
Which transcends all understanding, (*transcends all understanding*)
Will guard your hearts (*guard your hearts*)
And your minds in Christ Jesus. (*minds in Christ Jesus*)**

**Do not be anxious about anything,
But in everything, by prayer and petition,
With thanksgiving,
Present your requests to God.
Yeah, yeah.**

**Do not be anxious about anything,
But in everything, by prayer and petition,
With thanksgiving,
Present your requests to God.
Yeah, yeah, yeah, yeah, yeah, yeah, aah.**

“Do Not Be Anxious About Anything” (Philippians 4:6-7) by Jay Stocker. © 2007 Group Publishing, Inc. All rights reserved.

**OK
TO COPY**

© FaithWeaver NOW™ group.com





God's Hands



1. Despite suffering from something called complex regional pain syndrome, Mackenzie spends her days collecting and donating books to homeless shelters. Mackenzie, who lives in Georgia, has donated more than 38,000 books to homeless shelters across the United States. To get the books, Mackenzie goes to garage sales on weekends and asks for books that don't sell. She and her younger brothers then sort the books into age ranges and find homeless shelters in need of books.



2. Eleven-year-old Wesley of Ontario, Canada, camped out in the cold for 24 hours during a March school break. His father shared the cold, wet adventure. Wesley's goal was to raise \$2,400 and awareness for the conditions in Attawapiskat, Ontario—a First Nation Reserve on James Bay. In fact, Wesley raised over \$3,500! The Attawapiskat reserve is far to the north and can get very cold. The people who live there are very poor, and many are homeless. Wesley has committed to making his campout an annual event. He and his father have also come up with other ways to raise both funds and awareness.



3. Jonathan's church in West Virginia does mission work in Peru each summer. Jonathan was too young to go on the mission trip, so he found another way to help the people of Peru. He and his mother created and sold a cookbook titled *H.U.G.S.* (Help Us Give Support). Jonathan and his mom contacted celebrities, politicians, and other well-known people and asked them to submit recipes. Many of the people they contacted did send recipes. The cookbook, which sells for \$15, contains more than 100 recipes and has raised more than \$3,000 to help Jonathan's church help the people in Peru.



