


# The Israelites Build the Tabernacle

Exodus 35:4–36:38

Third- and fourth-graders have reached an age at which they are beginning to have some independence and responsibility. Many have an allowance and an idea of the things on which they want to spend their money. Most have some control over the activities they will and won't participate in. This is prime time to discuss with them the importance of seeing their time, talent, and treasures as a means of serving God. Use this lesson to share with them that we all can serve God with everything we are.



► **Bible Point**  
We all can serve God.


LESSON	WHAT CHILDREN DO	SUPPLIES	EASY PREP
<b>1</b> Getting Started	<b>What's My Talent?</b> <i>(about 15 min.)</i> Play a guessing game, and try to figure out one another's talents.	chairs	Set up chairs in a semicircle with 2 chairs in the front middle facing the rest of the chairs.
<b>2</b> Bible Exploration	<b>Building the Tabernacle</b> <i>(about 30 min.)</i> Examine the process of building the Tabernacle through a poster and the CD.	Bibles, Bible Truth Sleuth, scissors, pens, paper, markers, glue, CD player, copy of the "Sign-Up Scroll" handout (at the end of this lesson) <b>Teacher Pack:</b> CD, "Tabernacle" poster, tabernacle yarn 	Tear out the Lesson 7 pages from each Bible Truth Sleuth student book.  Cut the yarn into 1-foot segments. There should be enough to have 20 pieces of each color.

**Key Verse**  
"And whatever you do, whether in word or deed, do it all in the name of the Lord Jesus" (Colossians 3:17).

**Weaving Faith Into Life**  
Kids will serve God in many different ways.

*Bold text within the lesson is spoken text.*






LESSON	WHAT CHILDREN DO	SUPPLIES	EASY PREP
<b>3</b> Weaving Faith Into Life	<b>Do It All in the Name of Jesus</b> <i>(about 15 min.)</i> Learn the Key Verse, and share how God could use them.	Bibles, CD player, copies of the lyrics page (at the end of this lesson) <b>Teacher Pack:</b> CD	
<b>4</b> Lasting Impressions	<b>Daily Challenges</b> <i>(about 5 min.)</i> Choose a Daily Challenge to apply God's Word.	Bible Truth Sleuth	
	<b>Weaving Faith at Home</b> <i>(about 2 min.)</i> Talk about how to share what they learned with their families.		

***Bold text within the lesson is spoken text.***





# The Israelites Build the Tabernacle

Exodus 35:4-36:38

## Generous Offerings

.....

It was time for the Israelites to build a portable dwelling place for the worship of God. When Moses asked for contributions, the people gave generously. Apparently the events of the previous months inspired them to give to God. They may have realized how they had wronged God in worshipping the golden calf and wanted to do what they could to make amends for the damage done. They gave so generously that eventually they had to be told to stop bringing more materials (Exodus 36:6-7)!

One might wonder where these former slaves got gold and fine cloth to donate to the Tabernacle. The answer lies in the generosity of the Egyptians as the Israelites were escaping. God told the Hebrews to ask for things from the Egyptians; the Egyptians responded with silver, gold, and clothing (Exodus 12:35-36).

## Talented Workers

.....

Not only did the Hebrews give things, but they gave time and talents as well. This passage singles out Bezalel and Oholiab as the leaders of the workers and also mentions women skilled in spinning goat hair (Exodus 35:26) and other skilled and willing people (Exodus 36:2).

## Willing Worship

.....

What can we learn from this event? Serving God involves all kinds of different tasks and abilities. If you can't build a structure, maybe you can spin cloth. If you can't sing, maybe you can tell a co-worker about Jesus. Each one of us has God-given abilities and spiritual gifts. God wants us to use what he's given us to serve and honor him in whatever ways we can. God can use anyone to serve him and to further his kingdom here on earth. The only thing stopping our service to him is ourselves.

## The Jesus Connection

.....

Our relationship with Jesus gives us daily opportunities to serve him. He is our friend, our Creator, and our Savior. Service is a choice we make on a daily basis. But how often do you analyze your motives for serving? Wrong motives can rob us of blessings and limit our effectiveness in service.

For the Christian, service comes out of thankfulness for salvation and devotion to honor our Creator. If we are not serving for those reasons, perhaps we're really self-serving. Write a prayer here asking God to refine and hone your heart as you serve today and each day going forward.

---

---

---

---

---

---

---

---

---

---

---

---

---

---

---

---

---

---

---

---

---

---

---

---

---

---

---

---





### What's My Talent? Supplies

chairs

### What's My Talent? Easy Prep

Set up chairs in a semicircle with 2 chairs in the front middle facing the rest of the chairs.

## 1 GETTING STARTED

# What's My Talent?

### What You'll Do ■■■■■■

Welcome kids warmly as they arrive, and ask them how their week went.

Have kids sit in the semicircle of chairs you set up beforehand. You will sit in one of the two chairs facing the rest of the chairs. Say: **Think of something that you do really well. Some things you might be good at are drawing, singing, playing baseball, or telling stories.**

**Choose one thing you do especially well, but don't tell anyone what that talent is. We're going to play a guessing game. You'll ask questions to try to guess each other's talents.**

Ask for a willing child to be the first contestant. Have the contestant whisper his or her talent to you and then sit beside you. Then have the rest of the group take turns asking questions to try to guess the talent of the contestant. If kids get stuck, refer to the questions below.

- How long have you had this talent?
- Do you have to keep practicing to do this talent well?
- Do you enjoy your talent?
- If your talent requires any special tools or equipment, what are those?

Let the person who guesses the talent be the next contestant. If no one guesses after three or four questions, have the current contestant reveal his or her talent and then choose the next contestant and switch seats with the person they chose. Repeat this until each child has been the contestant.

### Talk With Kids ■■■■

Lead kids in this discussion.

Ask:

- Which talents are you most proud of? Why?
- What do you like most about having these talents?
- What's good about using your talents to serve God?

Say: **We all have different talents and abilities. Today we'll look at how the Israelites used their talents to build a special tent for God. Just like the Israelites used their talents for God, ► WE ALL CAN SERVE GOD, too!**

You may want to move the chairs out of the way after this activity.





2

BIBLE  
EXPLORATION

# Building the Tabernacle

## What You'll Do ■■■■■■

Say: **Today's Bible passage is found in Exodus 35:4–36:38. It tells us how the Israelites used their talents to work together to build the Tabernacle, which was a special tent for God. Let's take a look at the passage.**

Make sure kids each have a Bible, and have kids turn to Exodus 35:4–36:38. Say: **Now we'll hear an account of the action as it happens.**

Keep the "Tabernacle" poster folded so that only Scene 1 is visible. As the account of the Israelites unfolds, change the poster scene to match your place in the passage. There are a total of four scenes.

Say: **Our first picture is live at the scene of the building of the Tabernacle. Our crew is on-site, and the leader, Moses, is just about to speak.**

**We're going to hear about some things that Moses needs from us in order to get the Tabernacle built. There'll be a sign-up sheet going around. You can put your name in the column that you're most interested in. Listen to the categories Moses lists; those will be the same as what's on the sign-up sheet.** Play "Moses' Tabernacle Address" (track 12 on the CD) while you display Scene 1 on the poster. While the CD plays, have kids pass around the "Sign-Up Scroll" handout and sign up for the way in which they'd like to help or contribute.

Say: **It sure sounds as if Moses has a huge plan in mind for the Tabernacle, and the people will have to donate a lot of their time and possessions to get the job done. But Moses said God commanded that the Israelites give.**

Ask:

- **Why do you think it was important for the Israelites to give their talents?**
- **What kinds of things do you think you could give to God?**

Set out the craft supplies. Say: **As teams, you'll use materials provided to build a small replica of the Tabernacle together. Your group only needs to worry about the components you signed up for. You don't need to be concerned about how all the pieces will fit together.** Have kids form groups based on what they signed up for and discuss the ways they will use their selected role to make the Tabernacle beautiful. Allow a few minutes for them to decide and get to work.

Say: **As you work, we'll check in with Harold, our roving reporter on the scene, to see what's happening now. So work quietly! You might hear some ideas that will help you work on your area of interest. Harold, what's going on down there?**



## Building the Tabernacle Supplies

- .....
- Bibles
  - Bible Truth Sleuth
  - scissors
  - pens
  - paper
  - markers
  - glue
  - CD player
  - copy of the "Sign-Up Scroll" handout (at the end of this lesson)
  - Teacher Pack**
  - CD: "Moses' Tabernacle Address" (track 12), "Tabernacle Donations" (track 13), "Tabernacle Foremen Are Chosen" (track 14), "A Look at the Completed Tabernacle" (track 15)
  - "Tabernacle" poster
  - tabernacle yarn

## Building the Tabernacle Easy Prep

.....

Tear out the Lesson 7 pages from each Bible Truth Sleuth student book.

Cut the yarn into 1-foot segments. There should be enough to have 20 pieces of each color.





Play “Tabernacle Donations” (track 13 on the CD) while you display Scene 2 on the poster. Encourage willing kids to form small groups and act out what’s taking place on the CD.

Say: **Some strange things were used to build the Tabernacle. But it seems that everyone had something to contribute.**

Ask groups to talk about these questions as they continue to work on their Tabernacle components:

- **What kinds of things could you donate for a service project today, even if you don’t have any money?**
- **What are some skills you have that you could use to serve God?**

Have kids work quietly for a few more minutes, and then say: **Let’s get back to Harold in the Israelite camp and see what’s happening.** Have kids continue to work while you play “Tabernacle Foremen Are Chosen” (track 14 on the CD). Display Scene 3 on the poster. When the track ends, have kids bring their materials together and begin assembling them into a miniature Tabernacle.

Say: **The Israelites finished their building project just like we’ve finished ours.** Ask kids to cheer and celebrate around the miniature Tabernacle they built. **Let’s check out the scene one more time and see what all their service was able to accomplish. Harold, how is the project looking down there?** Choose a willing child to silently point out the pieces of the Tabernacle as Harold talks about them on the CD track.

Finally, play “A Look at the Completed Tabernacle” (track 15 on the CD) as you display Scene 4 on the poster.

Say: **Let’s look at how we can use our talents to serve God.** Distribute this week’s Bible Truth Sleuth pages, and have kids turn to the “How I Can Serve God” activity. Give each child one strand each of red, blue, and purple yarn.

Say: **You’ll use these strands of yarn to create a picture on your Bible Truth Sleuth pages. You can either draw a picture and use the yarn to make it more elaborate, or you may create the entire picture out of the yarn you have. Be creative, and do whatever you want to do to create a picture with your yarn that describes a talent you have. Use any of the available supplies that you want.** Give kids 10 minutes to complete their pictures.


### Talk With Kids

Lead kids in this discussion.

Ask:

- **What’s one way you can use the talents you’ve illustrated on your Bible Truth Sleuth page to serve God?**





- When you use your talents to serve God, does it matter what other people think? Explain.
- Who do you spend most of your time or energy trying to please? Is that how you want it to be? Explain.

Say: God is pleased when we use our time, our talents, and the things we have—our possessions or treasures—to serve him. The Israelites *all* helped build the Tabernacle. That means everyone’s skills and talents were valuable and were part of the project. God gives each of us unique and special ways to serve him. ► **WE ALL CAN SERVE GOD!**



**3** WEAVING FAITH  
INTO LIFE


## Do It All in the Name of Jesus

### What You’ll Do ■■■■■■

Say: **Our Key Verse** today is **Colossians 3:17**.

Make sure kids each have a Bible, and have kids find the verse. Read the verse aloud with them: **“And whatever you do, whether in word or deed, do it all in the name of the Lord Jesus” (Colossians 3:17).**

Say: **Let’s sing “Whatever You Do,” which is our Key Verse.** Distribute copies of the lyrics page, and play “Whatever You Do” (Colossians 3:17) (track 16 on the CD). Lead the kids in singing the song.

 **Whatever, whatever,  
What-what-what-what-whatever.  
Whatever, whatever,  
What-what-what-what-whatever.**

**And whatever you do,  
Whether in word or deed,  
Do it all in the name  
Of the Lord Jesus.  
(Repeat.)**

**Giving thanks to God the Father through him,  
Giving thanks to God the Father through him,  
Giving thanks to God the Father through him,  
Giving thanks to God the Father through him.**

### Do It All in the Name of Jesus Supplies

- Bibles
- CD player
- copies of the lyrics page (at the end of this lesson)
- Teacher Pack**
- CD: “Whatever You Do” (Colossians 3:17) (track 16)





**And whatever you do,  
Whether in word or deed,  
Do it all in the name  
Of the Lord Jesus.**  
*(Repeat.)*

**Giving thanks to God the Father through him,  
Giving thanks to God the Father through him,  
Giving thanks to God the Father through him,  
Giving thanks to God the Father through him.**

**And whatever you do,  
Whether in word or deed,  
Do it all in the name  
Of the Lord Jesus.**  
*(Repeat.)*

**Whatever, whatever,  
What-what-what-what-whatever.  
Whatever, whatever,  
What-what-what-what-whatever.**

“Whatever You Do” (Colossians 3:17) by Jay Stocker. © 2006 Group Publishing, Inc. All rights reserved.

Say: **Whenever we do something, we can think about how God sees it.** Ask kids to form pairs, and have one person in each pair think of a way to serve God in word. Allow a minute. Then have kids switch roles and name ways to serve God in deed. Allow a minute.

Say: **When you do things with an attitude of wanting to serve God, you’re doing it in the name of Jesus.**

Ask the entire group:

- **How can you do things in the name of Jesus?**

Have kids form three groups. Then have them all choose one of their talents and act out a way that talent can be used to serve God. Give kids a setting in which they will act out their talents. The setting for Group 1 will be church. The setting for Group 2 will be school. And for Group 3, the setting will be at home. Allow about three minutes. Then have kids quickly present their talents to everyone else.

### **Talk With Kids** ■■■■

Lead kids in this discussion.

Ask:

- **What can you do to serve God with some of the talents you have?**
- **Explain whether you think you can do great things, even godly things, without actually doing them for God.**







- What can you do to keep your words and deeds focused on God?
- What's one way you hope you can serve God?

Say: No matter who you are, you can serve God. God put the talents of the Israelites to use to build him the Tabernacle. ► **WE ALL CAN SERVE GOD**, too. We can ask God to help us focus on serving him with our words and actions.



## 4 LASTING IMPRESSIONS

### Daily Challenges

#### What You'll Do ■■■■■■

Say: Consider this week how ► **WE ALL CAN SERVE GOD**.

Have kids find this week's Daily Challenges on their Bible Truth Sleuth pages and choose one to do this week. They can choose one or more of these three options:

- **One day this week when you're getting ready (when you're brushing your teeth, washing your hair, or eating breakfast), use that time to dedicate your day to serving God. Ask God to use you in each moment of that day, and as often as possible remind yourself that you're serving God with everything you do that day.**
- **Use one of your God-given talents to help someone else. You might help a neighbor with yardwork, paint a picture for someone who's sick, cook a good meal for your family, or play music for someone who needs to be encouraged. Do that thing for God, and serve him as you use your talent.**
- **Pay attention to the things you see and the things that happen around you. When you see someone using a talent God gave him or her, thank that person for blessing you with that talent. For example, if a clerk at the grocery store is very kind, thank that person for blessing you.**

Make sure you choose a Daily Challenge as well, and tell the kids what you chose. Kids will be more inclined to follow through on their commitments when they see you doing the same.

#### Talk With Kids ■■■■

Lead kids in this discussion.

Ask:

- **What's a practical way you're going to do your Daily Challenge? Include a time, a place, and other ideas.**

Daily Challenges  
Supplies

Bible Truth Sleuth





Say: **God used all of the Israelites to make a beautiful place for him. Just as God used all of the Israelites' talents, ► WE ALL CAN SERVE GOD as we follow through with our Daily Challenges.**


## Weaving Faith at Home

Encourage kids to talk with their parents about the Daily Challenges they chose and what they learned about serving God. Kids can also do the activities in the “HomeConnect” section of their Bible Truth Sleuth pages with their families.

Talk to your Director about emailing the FREE FamilyConnect to all your church’s families. Available at [group.com/digital](http://group.com/digital).

Stand in a circle. Encourage kids to pray for the person on their right. They can pray silently or out loud. Ask them to pray that the person next to them will be able to see the talents God has given him or her and be able to see how he or she can serve God.





**Lyrics** ■■■■

# Whatever You Do (Colossians 3:17)

**Whatever, whatever,  
What-what-what-what-whatever.  
Whatever, whatever,  
What-what-what-what-whatever.**

**And whatever you do,  
Whether in word or deed,  
Do it all in the name  
Of the Lord Jesus.  
(Repeat.)**

**Giving thanks to God the Father through him,  
Giving thanks to God the Father through him,  
Giving thanks to God the Father through him,  
Giving thanks to God the Father through him.**

**And whatever you do,  
Whether in word or deed,  
Do it all in the name  
Of the Lord Jesus.  
(Repeat.)**

**Giving thanks to God the Father through him,  
Giving thanks to God the Father through him,  
Giving thanks to God the Father through him,  
Giving thanks to God the Father through him.**

**And whatever you do,  
Whether in word or deed,  
Do it all in the name  
Of the Lord Jesus.  
(Repeat.)**

**Whatever, whatever,  
What-what-what-what-whatever.  
Whatever, whatever,  
What-what-what-what-whatever.**

"Whatever You Do" (Colossians 3:17) by Jay Stocker. © 2006 Group Publishing, Inc. All rights reserved.



# Sign-Up Scroll

gold, silver, or bronze

- 1. \_\_\_\_\_
- 2. \_\_\_\_\_
- 3. \_\_\_\_\_
- 4. \_\_\_\_\_

blue, red, or purple yarn or cloth

- 1. \_\_\_\_\_
- 2. \_\_\_\_\_
- 3. \_\_\_\_\_
- 4. \_\_\_\_\_

lots of animal skins

- 1. \_\_\_\_\_
- 2. \_\_\_\_\_
- 3. \_\_\_\_\_
- 4. \_\_\_\_\_

wood, precious gems, or spices

- 1. \_\_\_\_\_
- 2. \_\_\_\_\_
- 3. \_\_\_\_\_
- 4. \_\_\_\_\_

people who are good at building or sewing

- 1. \_\_\_\_\_
- 2. \_\_\_\_\_
- 3. \_\_\_\_\_
- 4. \_\_\_\_\_

**OK**  
**TO COPY**

